

EDUCATION AND RELATED FUNCTIONS

QUARTER 4 : VOTES 14, 15, 17, 18, 20

Presenter: Julia de Bruyn | Designation: CD: Education and Related Departments | 7 August 2012

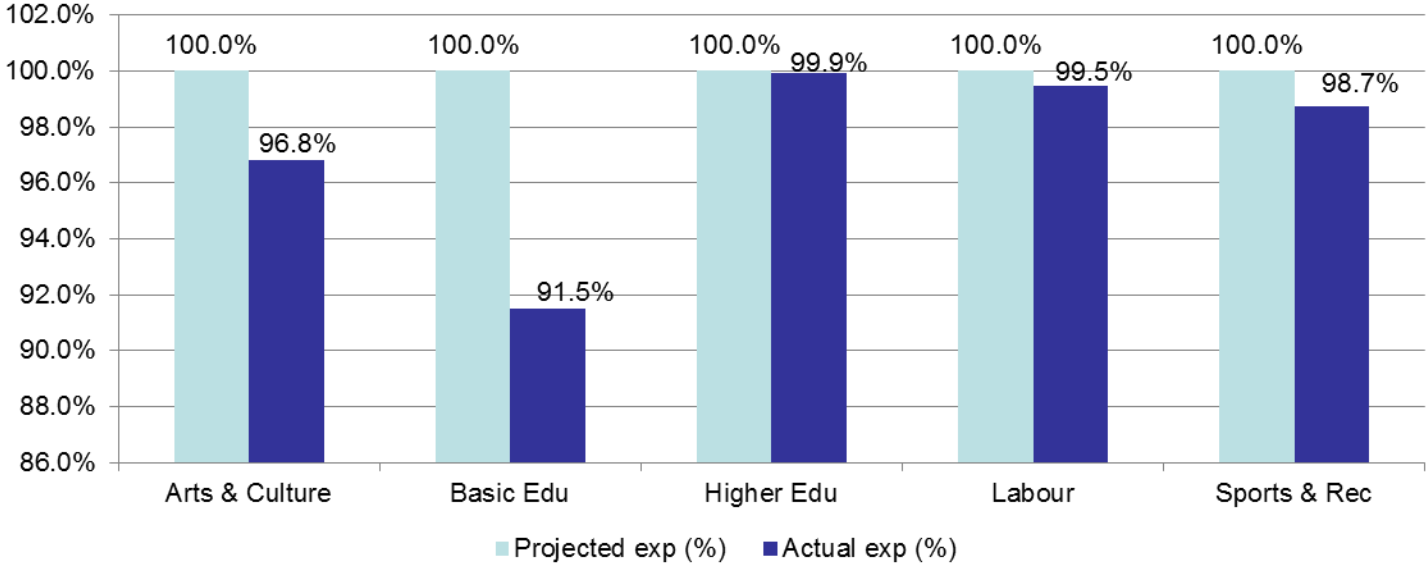


national treasury

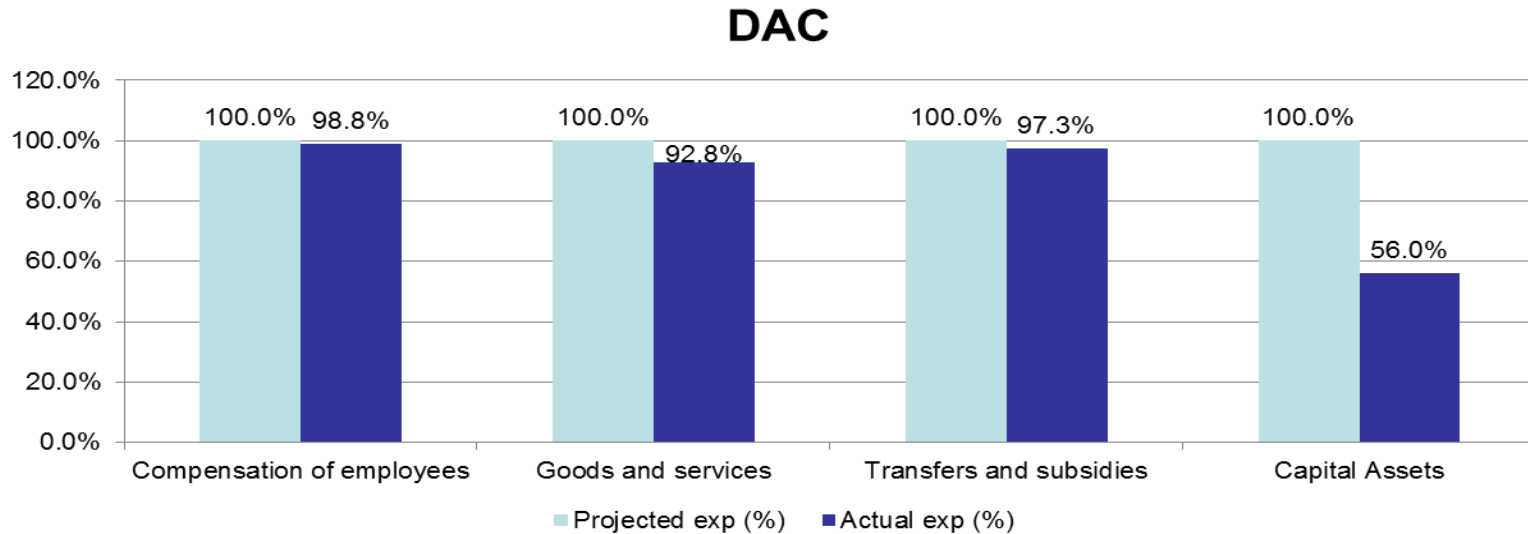
Department:
National Treasury
REPUBLIC OF SOUTH AFRICA

Education and Related Departments

Summary-Education & related depts



Vote 14: Department of Arts and Culture



- *Compensation of Employees:* R2 million of the allocated R165.7 million was not spent. Department had a total of 52 vacant posts as at 31 March 2012; 8 posts are for communications and IT and 8 are for senior managers. The balance are for finance and various administrative posts across all programmes
- *Goods and services:* R19.4 million of the allocated R269 million was not spent. The variance was mainly due to delays in appointing service providers for projects such as fly the flag as well as the postponement of the Nation Building and Social Cohesion Summit to 4 to 6 July 2012

Vote 14: Department of Arts and Culture (continued)

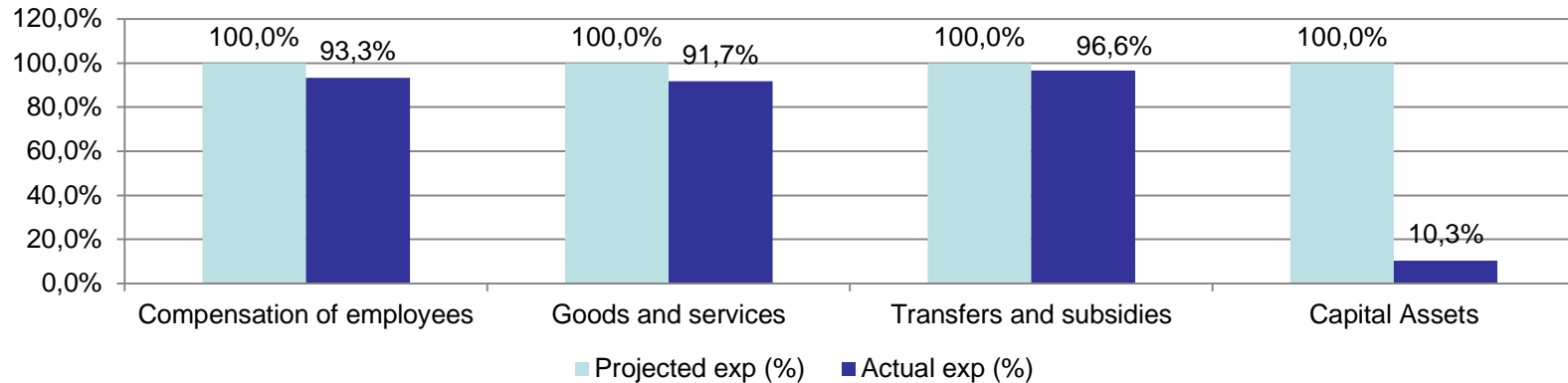
- *Transfers and subsidies:* R106.7 million of the allocated R2.1 billion was not spent. This underspending includes R10 million withheld from the National Film and Video Foundation (awaiting signed agreement), R12 million for capital works projects that were not completed by 31 March 2012, and R34.8 million for financial assistance projects which was not transferred due to beneficiaries not submitting progress reports
- *Capital Assets:* R2.8 million of the allocated R6.4 million was not spent due to late invoices received from service providers for furniture and equipment.

Non-Financial Information: end of quarter 4

- The department projected to build 14 new library structures and upgrade 75 libraries, 13 new libraries were built and 56 were upgraded. The delay in both building and upgrading is mainly due to late approvals to appoint service providers by provincial departments.
- The department planned to support 600 new projects during 2011/12 but only 28 new projects were added as the department is in the process of phasing out the Investing in Culture projects and implementing the Mzansi Golden Economy Strategy
- Of the targeted 12 500 jobs the department projected to create through Investing in Culture, only 1 391 jobs were created.
- Only installed 4000 national flags against a target of 6000 installed annually due to delays by the service provider.

Vote 15: Basic Education

DBE



- *Compensation of Employees:* R21 million of available R316.8 million unspent, mainly due to the delay in appointing NEEDU provincial coordinators.
- *Goods and Services:* R152 million of available R1.8 billion unspent, mainly due to delays in receiving and processing invoices: for the delivery of the 2012 workbooks; training of teachers in the use of the workbooks; and Kha Ri Gude project.

Vote 15: Basic Education (continued)

- *Transfers and Subsidies:* R379 million of the available R11.2 billion was not transferred to selected provinces where spending remained slow throughout the year on some of the conditional grants: R367 million of the Education Infrastructure Grant from the EC; R9.8 million of the HIV and AIDS Lifeskills grant from Gauteng; and R2.1 million of the Dinaledi grant from Limpopo.
- *Payment for Capital Assets:* R73.9 million of the available R717 million spent, mainly because R59.7 million or 8.5 per cent of the R700 million Infrastructure Backlogs Grant was spent due to delays with the appointment of contractors. The planned completion of construction of all 49 schools is August 2012.

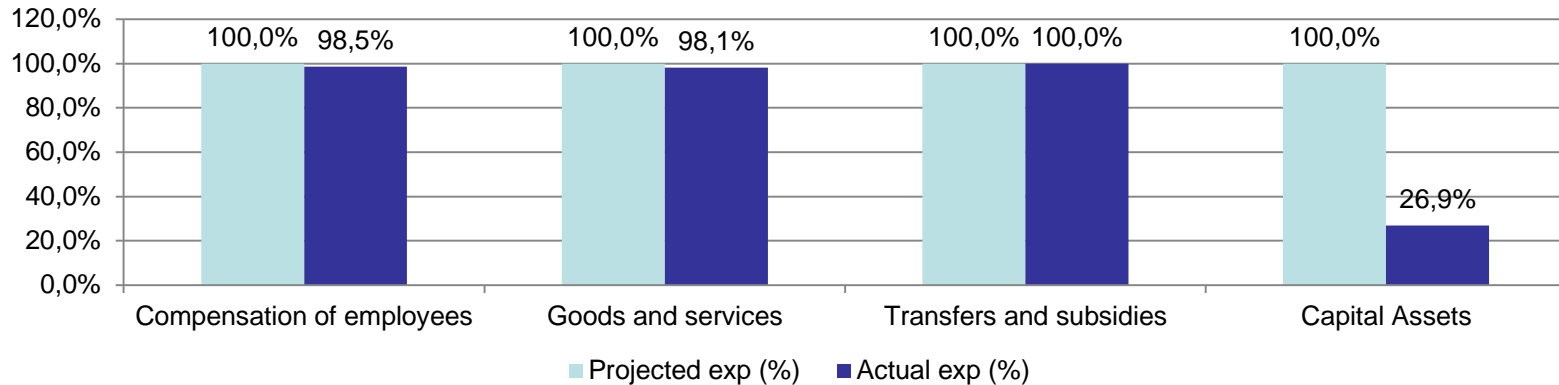
Vote 15: Basic Education (continued)

Non-Financial Information: end of quarter 4

- The Integrated Quality Management System evaluations of 8 407 schools were moderated, exceeding the target of 8 000 for the year, mainly because moderators sometimes used their administration day to visit a school.
- A total of 12.6 million learners have been captured on the Learner Unit Records Information Tracking System (LURITS), which exceeds the target of 10.5 million learners by 2.1 million. There are 20 500 schools currently interacting with LURITS, against a target of 25 000 for the year. The variance of 4 500 schools that have not submitted data to LURITS is mainly due to the large number of schools that do not have an electronic school administration system.
- With the extension of the national school nutrition programme to quintile 3 secondary schools, the number of learners fed a meal each day has increased from 8.1 million learners in 2010/11 to 9.1 million learners in 2011/12, which is in line with the revised target of 9 million.
- A total of 8 733 Funza Lushaka bursaries were awarded to students enrolled for initial teacher education in 2011/12 against a target of 8 517 bursaries. The target was exceeded because some universities had returned of their previous year's allocation, which was used to provide additional bursaries in 2011.

Vote 17: Higher Education & Training

DHET



- The department spent R28.3 billion or 99.94 per cent of the total available budget of 28.3 billion.
- *Compensation of Employees*: R305.6 million, or 98.5 per cent of the available budget of R310.2 million spent. The variance of R4.6 million is primarily due to the delays in the processing of examiners' claims.
- *Goods and Services*: R155.1 million, or 98.1 per cent of the available budget of R158.2 million spent. This variance is primarily related to delays in the processing of invoices for examination-related activities.

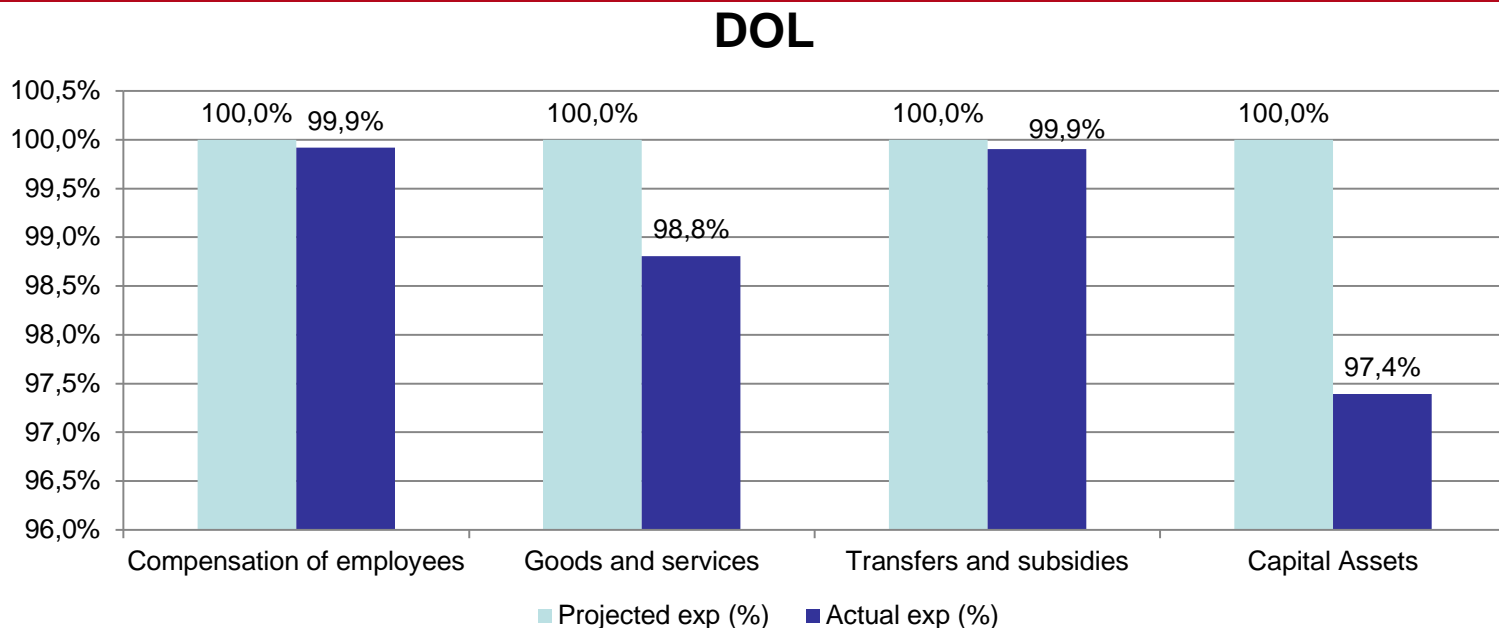
Vote 17: Higher Education & Training (continued)

- *Transfers and Subsidies:* The total available R27.8 billion was transferred as planned. The department also transferred R10 billion in direct charges against the National Revenue Fund to the SETAs and the NSF, which exceeds projected collections from the skills levy by R876.5 million.
- *Capital Payments:* R3.8 million, or 26.9 per cent of the available budget of R14 million was spent. The variance of R10.2 million is because the INDLELA Security project was not implemented as planned.

Non-Financial Information: end of quarter 4

- The number of students enrolled in higher education institutions in 2011/12 is estimated to be 886 033. This exceeds the target of 866 000 by 20 033 students.
- The number of higher education graduates in 2011/12 is estimated to be 159 115, which exceeds the target of 146 000 by 13 115.
- The number of new artisans registered for training by sector education and training authorities in 2011/12 is estimated to be 30 000, which exceeds the target of 19 288.
- The number of trained artisans participating in trade tests at the Institute for the National Development of Learnerships, Employment Skills and Labour Assessments (INDLELA) in 2011/12 is estimated to be 10 000, which is in line with the target of 10 000.

Vote 18: Department of Labour



- *Compensation of Employees*: R609 thousand of the allocated compensation budget of R758.5 million was not spent by 31 March 2012 after taking into account virements. The Department has a total of 300 vacant posts as at 31 March 2012; of which 104 posts are for Labour Inspectors and the balance of the vacancies are for finance and various administrative posts across all programmes
- *Goods and services*: R6 million of the allocated R498.6 million not spent by 31 March 2012 due to delays in invoicing from GCIS for advertisements placed

Vote 18: Department of Labour (continued)

- *Transfers and subsidies*: R620 thousand of the allocated R641.6 million was not spent by the end of 2011/12 due to delays in transferring funds to non-profit institutions as a result of unsigned agreements
- *Capital Assets*: R3.1 million of the available budget of R118.1 million was not spent by 31 March 2012 due to delays with regards to the procurement of mobile labour centres and cars for labour inspectors during the first three quarters of the financial year

Non-Financial Information: end of quarter 4

- CCMA: 124 924 labour related complaints were received and 110 610 (92%) settled within 90 days, against a target of 70%.

Public Employment Services

- 150 401 job-seekers were registered in quarter 4 against a target of 150 000, resulting in the target being exceeded. However, performance was better in some provinces (KwaZulu-Natal, Gauteng and Western Cape) than others (especially Eastern Cape and Free State).
- The target of placing 90 000 job-seekers was not achieved, with 25 767 placed. The department attributed this to the lack of influence over the recruitment and selection policies of other government departments and municipalities, lack of awareness of Public Employment Services by government and private employers, employers not being obliged to use PES, and delays by employers in the reporting of placements.
- 9 142 youth were referred to training and income opportunities against a target of 100 000. According to the department, the variance is due to the low skill level of the candidates and few opportunities registered.

Vote 18: Department of Labour (continued)

Non-Financial Information: end of quarter 4

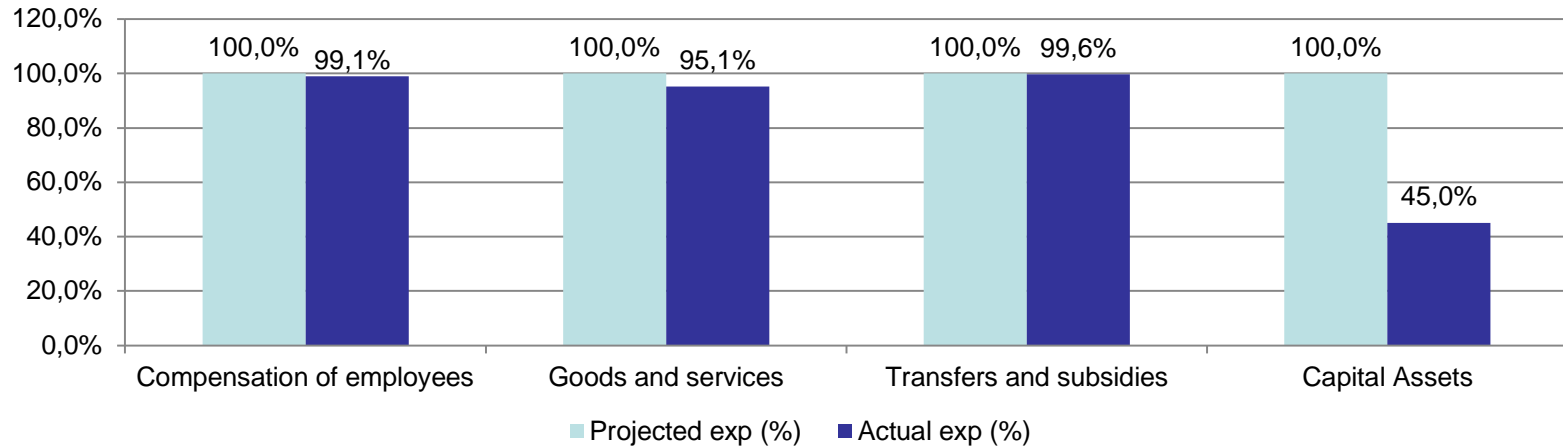
- CCMA: 124 924 labour related complaints were received and 110 610 (92%) settled within 90 days, against a target of 70%.

Public Employment Services

- 150 401 job-seekers were registered in quarter 4 against a target of 150 000, resulting in the target being exceeded. However, performance was better in some provinces (KwaZulu-Natal, Gauteng and Western Cape) than others (especially Eastern Cape and Free State).
- The target of placing 90 000 job-seekers was not achieved, with 25 767 placed. The department attributed this to the lack of influence over the recruitment and selection policies of other government departments and municipalities, lack of awareness of Public Employment Services by government and private employers, employers not being obliged to use PES, and delays by employers in the reporting of placements.
- 9 142 youth were referred to training and income opportunities against a target of 100 000. According to the department, the variance is due to the low skill level of the candidates and few opportunities registered.

Vote 20: Sport and Recreation

SRSA



- SRSA spent R810.6 million or 98.8 per cent of the total available budget of R820.9 million.
- *Compensation of employees*: R73.1 million or 99.1 per cent of the available R73.8 million was spent.
- *Goods and services*: R120.8 million of the available R126.9 million was spent, with the variance mainly due to the cancellation of scientific support projects that have been rescheduled to July.

Vote 20: Sport and Recreation (continued)

- *Transfers and subsidies:* R615.8 million or 99.6 per cent of the available R618.1million was transferred. The variance is mainly on transfers to sport federations for the national school sport competitions, which will now only take place in 2012/13.
- *Payments for capital assets:* The department has spent R919 000 or 45 per cent of the available R2 million, mainly because mobile gyms were not purchased due to cost saving measures.

Vote 20: Sport and Recreation (continued)

Non-Financial Information: end of quarter 4

- A total of 51 sport and recreation bodies received financial support against a target of 72. 18 sport federations forfeited their grant because of non-compliance to funding requirements (e.g. did not submit business plans and financial statements).
- A total of 1 699 sub-elite athletes received support against a target of 1 800 for the year since of a moratorium on scheduled camps in the last quarter.
- A total of 4 333 school sport coaches, technical officials, managers and administrators were trained against a target of 500..
- There were a total of 26 008 participants in sport promotion projects managed by Sport and Recreation South Africa against a target of 28 000.
- A total of 7 legacy projects were implemented this financial year against a target of 5. The target was exceeded due to additional campaigns to support the South African rugby team ahead of the 2011 Rugby World Cup.
- A total of 19 major international events received intra-governmental support against a target of 15. National Federations requested assistance for team members traveling out of SA to events in preparation for their participation in the 2012 Olympics, which were not on the original list of events.